





Assembly Instructions

PWC Dolly

P/N 27575

1. Assemble (2) corner braces (27575-4) to one end of bottom end tube (straight tube 34") using (2) 3/8"-16 x 3-3/4" hex head bolts (10919).
Note: Caster holes must be on bottom.
2. Assemble support tube (27575-3-bent tube 41") on the (2) 3/8"-16 hex head bolts with the support tube facing the center of the bottom end tube. Loosely assemble (2) 3/8"-16 nylon locknuts (10810) ****Do not tighten at this time.**
3. Repeat steps (1) and (2) for other end of bottom end tube.
4. Repeat steps (1) and (2) for other remaining bottom end tube.
5. Assemble upright tube (27575-2-bent tube 34") above bottom end tube and inside of corner braces using (2) 3/8"-16 x 2-1/4" hex head bolts (11022) and (2) 3/8"-16 nylon locknuts (10810) ****Do not tighten at this time.**
6. Repeat step (5) for other upright tube.
7. Assemble (4) y-bunk brackets (28106z) on upright tubes in desired width (12", 16" or 20") using (4) 3/8"-16 x 2-1/4" hex head bolts (11022) and (4) 3/8"-16 whiz locknuts (10820).






8. Assemble (2) 4 ft. carpeted bunks with brackets (27575-7) on y-bunk brackets (28106z) at desired angle using (4) 3/8"-16 x 1" hex head bolts (11041) and (4) 3/8"-16 nylon locknuts (10810).

9. Tighten all hardware at this time.
 Note: Be careful not to overtighten.

10. Assemble doubler (27575-5) to inside of bottom end tube (27575-1). **Note: Doubler hole position.**

11. Assemble caster (2-40SB1) stud through bottom of tube and through doubler. Attach 1/2"-13 whiz locknut (10822). Repeat Step 10 and 11 for other three casters.

12. Assemble (8) black plastic insert caps (11332).



PARTS INCLUDED

- | | |
|-------------|------------------------------|
| 2 - 27575-1 | Bottom end tube |
| 2 - 27575-2 | Upright tube |
| 2 - 27575-3 | Support tube |
| 2 - 27575-7 | Carpeted bunk w/brkt |
| 4 - 2-40SB1 | Caster |
| 8 - 27575-4 | Corner brace |
| 4 - 27575-5 | Doubler, caster |
| 4 - 28106Z | Y-bunk bracket |
| 4 - 11041 | 3/8"-16 x 1" Hex Hd Bolt |
| 8 - 11022 | 3/8"-16 x 2-1/4" Hex Hd Bolt |
| 8 - 10919 | 3/8"-16 x 3-3/4" Hex Hd Bolt |
| 16 - 10810 | 3/8"-16 Nylon Locknut |
| 4 - 10820 | 3/8"-16 Whiz Locknut |
| 4 - 10822 | 1/2"-13 Whiz Locknut |
| 8 - 11332 | Black plastic cap |

TOOLS REQUIRED

- 2 - 9/16" Wrenches
- 1 - 3/4" Box End Wrench



Doubler
 P/N 27575-5



Corner Brace
 P/N 27575-4

